

CREATE A CARD

PATRICK COLE

CREATIVE BRIEF	3
NAVIGATION MAP	4
WIREFRAME	5
STYLES	6

TITLE

Create A Card Application

INTRODUCTION

Kids can enjoy drawing on the Card Maker application and print their creations to share with friends and family.

AUDIENCE

Children, Ages 6-10 in
Elementary School

PERCEPTION / TONE

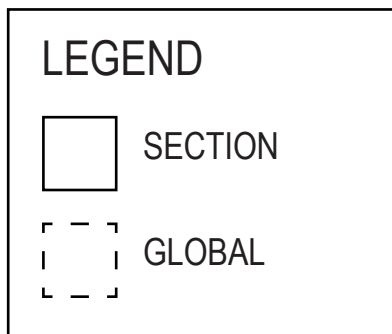
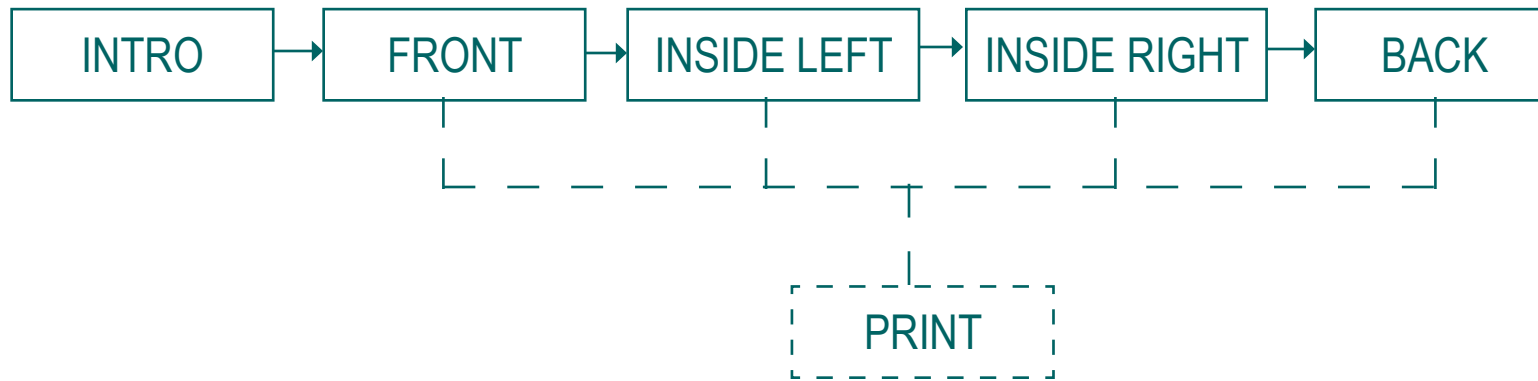
Fun, bright, interactive.

SECTIONS

1. Intro Section - Introduces application with description.
2. Front of Card - Drawing area for the front of the card.
3. Inside Left of Card - Drawing area for inside left of the card.
4. Inside Right of Card - Drawing area for inside right of the card.
5. Back of Card - Drawing area for the back of the card.
6. Print Dialog - Card is printing, lists some instructions on how to cut out card.

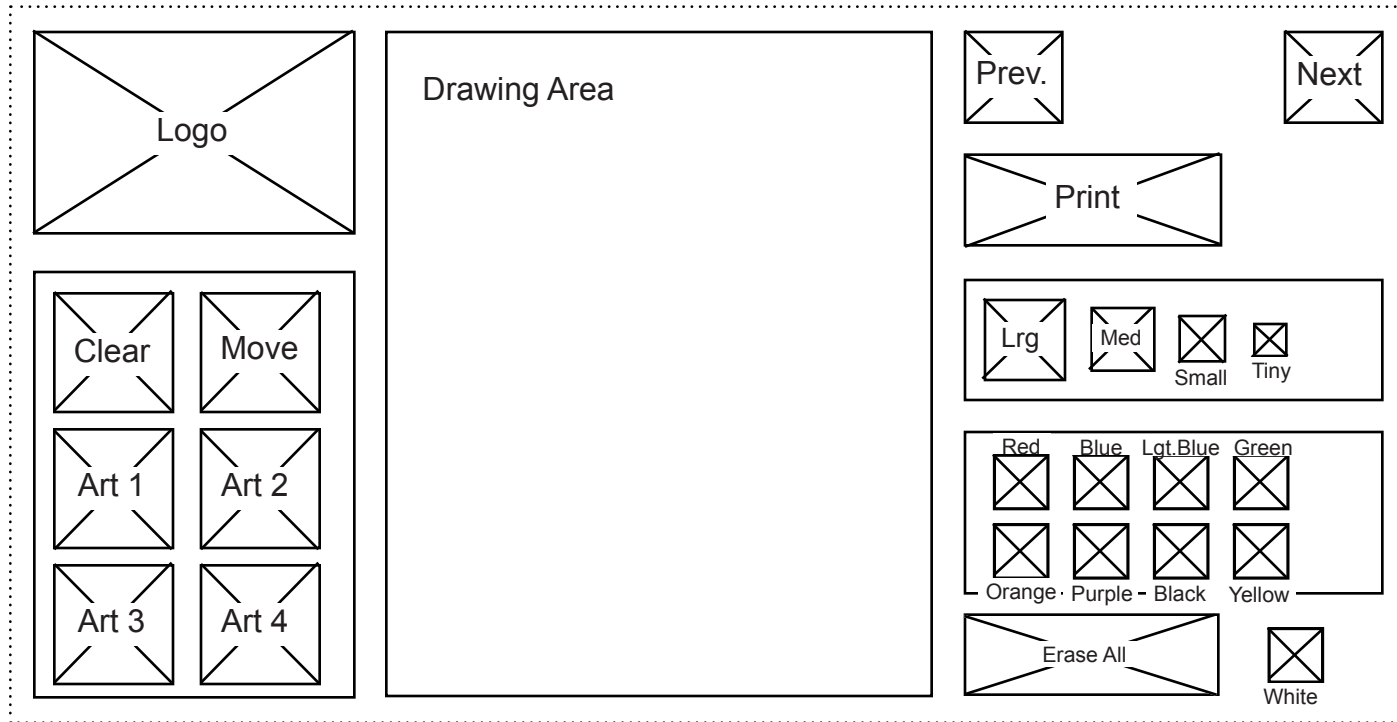
CREATE A CARD

NAVIGATION MAP



CREATE A CARD

WIREFRAME



FONTS

La Cartoonie, #FFFFFF

SF Slapstick Comedy #FFFFFF

COLORS



Aqua Green



Orange